

The Best Korean Drama of 2017 ...


























Voters By Country






























[View United States Map](#)






























Total Countries

















121

[Export](#)[Print](#)

	COUNTRY	VOTES	PERCENT
	Indonesia	9,265	14.52%
	Ukraine	8,997	14.10%
	Philippines	6,594	10.34%
	United States	5,210	8.17%
	Malaysia	3,642	5.71%
	Unknown	3,392	5.32%
	Singapore	2,386	3.74%
	Russia	2,136	3.35%
	Romania	1,890	2.96%
	Korea, Republic of	1,334	2.09%
	Canada	1,278	2.00%
	Taiwan	1,151	1.80%
	Thailand	1,041	1.63%
	Hong Kong	996	1.56%
	United Kingdom	918	1.44%
	Hungary	828	1.30%
	Australia	789	1.24%
	Germany	719	1.13%
	France	647	1.01%
	Japan	520	0.82%
	Turkey	484	0.76%
	Italy	461	0.72%
	Mexico	396	0.62%
	India	375	0.59%
	Netherlands	365	0.57%

	COUNTRY	VOTES	PERCENT
	Poland	365	0.57%
	Bulgaria	361	0.57%
	Vietnam	349	0.55%
	Belarus	314	0.49%
	Greece	276	0.43%
	Saudi Arabia	262	0.41%
	United Arab Emirates	234	0.37%
	Oman	208	0.33%
	Sri Lanka	204	0.32%
	Brazil	203	0.32%
	Israel	203	0.32%
	Switzerland	196	0.31%
	Sweden	177	0.28%
	Kazakstan	171	0.27%
	Peru	171	0.27%
	Egypt	168	0.26%
	Tunisia	160	0.25%
	Algeria	159	0.25%
	China	147	0.23%
	Denmark	146	0.23%
	Qatar	145	0.23%
	New Zealand	143	0.22%
	Panama	133	0.21%
	Chile	129	0.20%
	Moldova, Republic of	128	0.20%
	Austria	127	0.20%
	Lithuania	121	0.19%
	Czech Republic	119	0.19%
	Slovakia	114	0.18%

	COUNTRY	VOTES	PERCENT
	Croatia	111	0.17%
	Brunei Darussalam	104	0.16%
	Portugal	101	0.16%
	Belgium	100	0.16%
	Colombia	100	0.16%
	Morocco	98	0.15%
	Argentina	97	0.15%
	Pakistan	90	0.14%
	Bosnia and Herzegovina	76	0.12%
	Norway	73	0.11%
	Ireland	68	0.11%
	Spain	66	0.10%
	Nepal	66	0.10%
	Kuwait	59	0.09%
	Mauritius	53	0.08%
	Bahrain	52	0.08%
	Uzbekistan	49	0.08%
	Iraq	48	0.08%
	Jordan	48	0.08%
	Albania	45	0.07%
	Serbia	44	0.07%
	Latvia	43	0.07%
	Armenia	42	0.07%
	Puerto Rico	37	0.06%
	Cambodia	35	0.05%
	Costa Rica	34	0.05%
	Venezuela	34	0.05%
	Libyan Arab Jamahiriya	31	0.05%
	Syrian Arab Republic	31	0.05%

	COUNTRY	VOTES	PERCENT
	Bhutan	29	0.05%
	Finland	29	0.05%
	Cyprus	25	0.04%
	Estonia	25	0.04%
	Bahamas	24	0.04%
	Ecuador	24	0.04%
	Nicaragua	24	0.04%
	Nigeria	23	0.04%
	Slovenia	23	0.04%
	Mongolia	21	0.03%
	Macau	21	0.03%
	Bolivia	20	0.03%
	Tanzania, United Republic of	19	0.03%
	Bangladesh	17	0.03%
	Azerbaijan	16	0.03%
Unknown	Unknown	16	0.03%
	Madagascar	13	0.02%