



























# The Best Korean Drama of 2015 ...































## Voters By Country































[View United States Map](#)















Total Countries

**141**
[Export](#)
[Print](#)

	COUNTRY	VOTES	PERCENT
	Vietnam	26,843	21.82%
	Indonesia	16,468	13.39%
	United States	9,235	7.51%
	Malaysia	7,891	6.41%
	Philippines	6,508	5.29%
	Thailand	5,483	4.46%
	Singapore	3,586	2.92%
	Unknown	3,417	2.78%
	Romania	3,063	2.49%
	Japan	2,860	2.32%
	Russia	2,403	1.95%
	Hong Kong	2,131	1.73%
	Hungary	2,070	1.68%
	Taiwan	1,768	1.44%
	Canada	1,717	1.40%
	Ukraine	1,643	1.34%
	United Kingdom	1,598	1.30%
	Australia	1,560	1.27%
	France	1,485	1.21%
	Korea, Republic of	1,371	1.11%
	Germany	1,308	1.06%
	Egypt	1,086	0.88%
	Italy	994	0.81%
	Turkey	981	0.80%
	Poland	935	0.76%
	India	838	0.68%

	COUNTRY	VOTES	PERCENT
	United Arab Emirates	792	0.64%
	Saudi Arabia	703	0.57%
	Sri Lanka	579	0.47%
	Israel	548	0.45%
	Belarus	489	0.40%
	Kazakstan	452	0.37%
	Morocco	439	0.36%
	Netherlands	383	0.31%
	Algeria	350	0.28%
	Tunisia	336	0.27%
	Bulgaria	331	0.27%
	New Zealand	325	0.26%
	Peru	277	0.23%
	Sweden	275	0.22%
	Brazil	273	0.22%
	Panama	260	0.21%
	Colombia	227	0.18%
	Jordan	214	0.17%
	Mexico	193	0.16%
	Belgium	191	0.16%
	Pakistan	189	0.15%
	Nepal	185	0.15%
	Spain	184	0.15%
	Chile	183	0.15%
	Myanmar	180	0.15%
	Puerto Rico	178	0.14%
	Venezuela	175	0.14%
	Cambodia	168	0.14%
	Greece	166	0.13%
	Lithuania	166	0.13%

	COUNTRY	VOTES	PERCENT
	Brunei Darussalam	164	0.13%
	Norway	164	0.13%
	Armenia	161	0.13%
	Austria	159	0.13%
	Mauritius	157	0.13%
	Croatia	151	0.12%
	Iraq	149	0.12%
	Moldova, Republic of	146	0.12%
	Argentina	143	0.12%
	Portugal	138	0.11%
	Latvia	133	0.11%
	Finland	129	0.10%
	Slovakia	124	0.10%
	Czech Republic	121	0.10%
	Mongolia	121	0.10%
	China	120	0.10%
	Kuwait	112	0.09%
	Macau	106	0.09%
	Denmark	99	0.08%
	Iceland	97	0.08%
	Serbia	96	0.08%
	Switzerland	93	0.08%
	Qatar	91	0.07%
	Bosnia and Herzegovina	79	0.06%
	Uzbekistan	78	0.06%
	Kenya	77	0.06%
	Cyprus	63	0.05%
	Libyan Arab Jamahiriya	58	0.05%
	Costa Rica	54	0.04%
	Ecuador	53	0.04%

	COUNTRY	VOTES	PERCENT
	Azerbaijan	52	0.04%
	Oman	49	0.04%
	Dominican Republic	48	0.04%
	Albania	47	0.04%
	Ireland	42	0.03%
	Bhutan	40	0.03%
	Bangladesh	35	0.03%
	Kyrgyzstan	33	0.03%
	Maldives	32	0.03%
	Bahrain	31	0.03%
	Slovenia	31	0.03%
	Georgia	29	0.02%
	Lao People's Democratic Republic	29	0.02%
	Malta	29	0.02%