



























The Best Korean Drama of 2015 ...































Voters By Country































[View United States Map](#)



Total Countries

137
[Export](#)
[Print](#)

	COUNTRY	VOTES	PERCENT
	Vietnam	10,609	20.26%
	Indonesia	4,299	8.21%
	Japan	3,547	6.77%
	United States	3,201	6.11%
	Hong Kong	2,913	5.56%
	Thailand	2,906	5.55%
	Korea, Republic of	2,519	4.81%
	Ukraine	2,500	4.77%
	Malaysia	2,455	4.69%
	Taiwan	1,816	3.47%
	Unknown	1,667	3.18%
	Philippines	1,650	3.15%
	Russia	1,344	2.57%
	Singapore	1,222	2.33%
	Romania	900	1.72%
	China	622	1.19%
	Canada	489	0.93%
	United Kingdom	488	0.93%
	Hungary	388	0.74%
	Australia	375	0.72%
	France	375	0.72%
	Turkey	326	0.62%
	Saudi Arabia	313	0.60%
	Germany	300	0.57%
	Netherlands	290	0.55%
	Egypt	248	0.47%

	COUNTRY	VOTES	PERCENT
	Poland	235	0.45%
	Israel	231	0.44%
	India	208	0.40%
	Italy	208	0.40%
	United Arab Emirates	203	0.39%
	Sri Lanka	199	0.38%
	Kazakstan	147	0.28%
	Bulgaria	133	0.25%
	Belarus	133	0.25%
	Iraq	120	0.23%
	Algeria	111	0.21%
	Sweden	109	0.21%
	Spain	106	0.20%
	Morocco	104	0.20%
	Peru	98	0.19%
	Brazil	87	0.17%
	Mexico	85	0.16%
	Chile	83	0.16%
	New Zealand	79	0.15%
	Greece	73	0.14%
	Tunisia	73	0.14%
	Pakistan	68	0.13%
	Austria	63	0.12%
	Azerbaijan	61	0.12%
	Puerto Rico	61	0.12%
	Jordan	59	0.11%
	Panama	50	0.10%
	Mongolia	48	0.09%
	Qatar	47	0.09%
	Belgium	45	0.09%

	COUNTRY	VOTES	PERCENT
	Switzerland	44	0.08%
	Iceland	44	0.08%
	Colombia	42	0.08%
	Kuwait	42	0.08%
	Brunei Darussalam	41	0.08%
	Ecuador	41	0.08%
	Mauritius	41	0.08%
	Cambodia	40	0.08%
	Lithuania	40	0.08%
	Argentina	37	0.07%
	Czech Republic	37	0.07%
	Latvia	37	0.07%
	Armenia	35	0.07%
	Portugal	33	0.06%
	Oman	32	0.06%
	Macau	31	0.06%
	Finland	30	0.06%
	Venezuela	30	0.06%
	Myanmar	29	0.06%
	Nepal	29	0.06%
	Bangladesh	27	0.05%
	Moldova, Republic of	27	0.05%
	Uzbekistan	25	0.05%
	Norway	24	0.05%
	Slovakia	24	0.05%
	Serbia	23	0.04%
	Bahrain	22	0.04%
	Costa Rica	22	0.04%
	Maldives	22	0.04%
	Dominican Republic	20	0.04%

	COUNTRY	VOTES	PERCENT
	Croatia	20	0.04%
	Kenya	17	0.03%
	Kyrgyzstan	15	0.03%
	Libyan Arab Jamahiriya	15	0.03%
	Estonia	14	0.03%
	Ireland	14	0.03%
	Lao People's Democratic Republic	14	0.03%
	Syrian Arab Republic	13	0.02%
	Angola	12	0.02%
	Denmark	12	0.02%
	Solomon Islands	11	0.02%
	Albania	10	0.02%
	Bosnia and Herzegovina	10	0.02%
	Cyprus	9	0.02%