



























The Best Korean Drama of 2014 ...




























Voters By Country































[View United States Map](#)















Total Countries

140
[Export](#)
[Print](#)

	COUNTRY	VOTES	PERCENT
	Japan	8,907	14.14%
	Indonesia	4,851	7.70%
	Ukraine	4,653	7.39%
	United States	4,214	6.69%
	Philippines	3,585	5.69%
	Korea, Republic of	3,380	5.37%
	Malaysia	3,025	4.80%
	Vietnam	2,916	4.63%
	Russia	2,733	4.34%
	Thailand	2,094	3.32%
	Hong Kong	2,009	3.19%
	Singapore	1,859	2.95%
	Taiwan	1,830	2.91%
	Unknown	1,566	2.49%
	Peru	1,053	1.67%
	Romania	1,008	1.60%
	Mexico	902	1.43%
	Canada	740	1.17%
	Saudi Arabia	578	0.92%
	Chile	488	0.77%
	India	486	0.77%
	Egypt	485	0.77%
	Turkey	479	0.76%
	Germany	463	0.74%
	United Kingdom	457	0.73%
	Hungary	440	0.70%

	COUNTRY	VOTES	PERCENT
	Australia	377	0.60%
	France	337	0.54%
	United Arab Emirates	328	0.52%
	Sri Lanka	294	0.47%
	Iceland	279	0.44%
	Morocco	276	0.44%
	Colombia	239	0.38%
	Ecuador	231	0.37%
	Belarus	221	0.35%
	Bulgaria	212	0.34%
	China	199	0.32%
	Tunisia	199	0.32%
	Iraq	194	0.31%
	Poland	189	0.30%
	Kazakstan	188	0.30%
	Israel	184	0.29%
	Netherlands	182	0.29%
	Italy	178	0.28%
	Argentina	167	0.27%
	Sweden	166	0.26%
	Spain	145	0.23%
	Algeria	127	0.20%
	Venezuela	123	0.20%
	Brunei Darussalam	118	0.19%
	Myanmar	107	0.17%
	Bolivia	100	0.16%
	Moldova, Republic of	93	0.15%
	Puerto Rico	93	0.15%
	Brazil	88	0.14%
	Kuwait	85	0.13%

	COUNTRY	VOTES	PERCENT
	Pakistan	81	0.13%
	New Zealand	76	0.12%
	Norway	73	0.12%
	Cambodia	72	0.11%
	Armenia	71	0.11%
	Paraguay	68	0.11%
	Jordan	67	0.11%
	Mongolia	67	0.11%
	Macau	66	0.10%
	Qatar	65	0.10%
	Greece	62	0.10%
	Switzerland	58	0.09%
	Latvia	55	0.09%
	Guatemala	54	0.09%
	Oman	51	0.08%
	El Salvador	50	0.08%
	Belgium	48	0.08%
	Panama	48	0.08%
	Lithuania	47	0.07%
	Czech Republic	46	0.07%
	Nepal	45	0.07%
	Bangladesh	42	0.07%
	Croatia	39	0.06%
	Austria	38	0.06%
	Bahrain	33	0.05%
	Lebanon	33	0.05%
	Portugal	30	0.05%
	Slovakia	29	0.05%
	Costa Rica	28	0.04%
	Nicaragua	28	0.04%

	COUNTRY	VÖTES	PĒRĒNT
	Gibraltar	27	0.04%
	Serbia	27	0.04%
	Denmark	25	0.04%
	Bosnia and Herzegovina	23	0.04%
	Finland	23	0.04%
	Uzbekistan	23	0.04%
	Syrian Arab Republic	22	0.03%
	Albania	21	0.03%
	Azerbaijan	21	0.03%
	Mauritius	21	0.03%
	Cyprus	18	0.03%
	Libyan Arab Jamahiriya	17	0.03%
	Maldives	16	0.03%
	Slovenia	16	0.03%