



























# The Best Korean Drama of 2014 ...































## Voters By Country































[View United States Map](#)















Total Countries

**139**
[Export](#)
[Print](#)

|   | COUNTRY            | VOTES  | PERCENT |
|---|--------------------|--------|---------|
|    | Indonesia          | 16,465 | 12.48%  |
|    | United States      | 12,161 | 9.22%   |
|    | Philippines        | 10,728 | 8.13%   |
|    | Malaysia           | 9,699  | 7.35%   |
|    | Vietnam            | 9,630  | 7.30%   |
|    | Japan              | 6,743  | 5.11%   |
|    | Singapore          | 4,866  | 3.69%   |
|    | Romania            | 4,704  | 3.57%   |
|    | Korea, Republic of | 4,385  | 3.33%   |
|  | Thailand           | 4,233  | 3.21%   |
|  | Unknown            | 3,119  | 2.37%   |
|  | Hong Kong          | 2,565  | 1.94%   |
|  | Taiwan             | 2,161  | 1.64%   |
|  | Russia             | 1,999  | 1.52%   |
|  | Hungary            | 1,919  | 1.46%   |
|  | Ukraine            | 1,837  | 1.39%   |
|  | Saudi Arabia       | 1,788  | 1.36%   |
|  | Canada             | 1,774  | 1.35%   |
|  | Germany            | 1,589  | 1.20%   |
|  | Peru               | 1,546  | 1.17%   |
|  | United Kingdom     | 1,512  | 1.15%   |
|  | Mexico             | 1,508  | 1.14%   |
|  | Australia          | 1,460  | 1.11%   |
|  | Turkey             | 1,459  | 1.11%   |
|  | France             | 1,208  | 0.92%   |
|  | Egypt              | 971    | 0.74%   |

|   | COUNTRY              | VOTES | PERCENT |
|---|----------------------|-------|---------|
|    | Chile                | 963   | 0.73%   |
|    | United Arab Emirates | 952   | 0.72%   |
|    | India                | 951   | 0.72%   |
|    | Poland               | 780   | 0.59%   |
|    | Iceland              | 779   | 0.59%   |
|    | Morocco              | 686   | 0.52%   |
|    | Sri Lanka            | 665   | 0.50%   |
|    | Israel               | 636   | 0.48%   |
|    | Italy                | 603   | 0.46%   |
|    | Netherlands          | 596   | 0.45%   |
|    | Tunisia              | 556   | 0.42%   |
|    | Sweden               | 518   | 0.39%   |
|    | Colombia             | 411   | 0.31%   |
|    | Ecuador              | 408   | 0.31%   |
|  | Brunei Darussalam    | 386   | 0.29%   |
|  | Iraq                 | 368   | 0.28%   |
|  | Bulgaria             | 359   | 0.27%   |
|  | Myanmar              | 349   | 0.26%   |
|  | Venezuela            | 337   | 0.26%   |
|  | Spain                | 317   | 0.24%   |
|  | New Zealand          | 316   | 0.24%   |
|  | Argentina            | 311   | 0.24%   |
|  | Greece               | 309   | 0.23%   |
|  | Kazakstan            | 303   | 0.23%   |
|  | Moldova, Republic of | 285   | 0.22%   |
|  | Switzerland          | 280   | 0.21%   |
|  | Puerto Rico          | 274   | 0.21%   |
|  | Brazil               | 254   | 0.19%   |
|  | Algeria              | 242   | 0.18%   |
|  | Nepal                | 238   | 0.18%   |

|   | COUNTRY                | VOTES | PERCENT |
|---|------------------------|-------|---------|
|    | Cambodia               | 220   | 0.17%   |
|    | Austria                | 214   | 0.16%   |
|    | China                  | 212   | 0.16%   |
|    | Qatar                  | 209   | 0.16%   |
|    | Belarus                | 204   | 0.15%   |
|    | Czech Republic         | 190   | 0.14%   |
|    | Norway                 | 190   | 0.14%   |
|    | Jordan                 | 189   | 0.14%   |
|    | Belgium                | 185   | 0.14%   |
|    | Bolivia                | 183   | 0.14%   |
|    | Armenia                | 179   | 0.14%   |
|    | Pakistan               | 172   | 0.13%   |
|    | Mongolia               | 164   | 0.12%   |
|  | Portugal               | 163   | 0.12%   |
|  | Kuwait                 | 160   | 0.12%   |
|  | Serbia                 | 141   | 0.11%   |
|  | Croatia                | 140   | 0.11%   |
|  | Lithuania              | 132   | 0.10%   |
|  | Bahrain                | 116   | 0.09%   |
|  | Panama                 | 111   | 0.08%   |
|  | Paraguay               | 107   | 0.08%   |
|  | Azerbaijan             | 104   | 0.08%   |
|  | Latvia                 | 102   | 0.08%   |
|  | Slovakia               | 90    | 0.07%   |
|  | Libyan Arab Jamahiriya | 83    | 0.06%   |
|  | Bangladesh             | 78    | 0.06%   |
|  | Macau                  | 75    | 0.06%   |
|  | Bosnia and Herzegovina | 70    | 0.05%   |
|  | Costa Rica             | 65    | 0.05%   |
|  | Mauritius              | 63    | 0.05%   |

|   | COUNTRY     | VOTES | PERCENT |
|---|-------------|-------|---------|
|    | Oman        | 60    | 0.05%   |
|    | Albania     | 59    | 0.04%   |
|    | Nigeria     | 59    | 0.04%   |
|    | Guatemala   | 55    | 0.04%   |
|    | Maldives    | 54    | 0.04%   |
|    | Denmark     | 53    | 0.04%   |
|    | Georgia     | 45    | 0.03%   |
|    | Estonia     | 41    | 0.03%   |
|    | El Salvador | 41    | 0.03%   |
|    | Cyprus      | 38    | 0.03%   |
|    | Honduras    | 38    | 0.03%   |
|    | Slovenia    | 38    | 0.03%   |
|    | Lebanon     | 37    | 0.03%   |
|  | Finland     | 36    | 0.03%   |