



























































The Best Korean Drama of 2012 (The Preliminary Round)

































Voters By Country

Total Countries

144

	COUNTRY	VOTES	PERCENT
	Indonesia	33,492	12.75%
	China	29,554	11.25%
	Malaysia	21,632	8.24%
	United States	19,991	7.61%
	Philippines	19,253	7.33%
	Taiwan	16,586	6.31%
	Thailand	10,197	3.88%
	Vietnam	9,798	3.73%
	Japan	9,349	3.56%
	Singapore	8,128	3.09%
	Romania	6,130	2.33%
	Hong Kong	6,036	2.30%
	Unknown	4,083	1.55%
	Australia	3,850	1.47%
	Norway	3,822	1.46%
	Canada	3,697	1.41%
	United Kingdom	3,556	1.35%
	Turkey	3,253	1.24%
	Saudi Arabia	2,957	1.13%
	Korea, Republic of	2,781	1.06%
	Chile	2,569	0.98%
	Germany	2,446	0.93%
	Russia	2,306	0.88%
	France	2,152	0.82%
	United Arab Emirates	2,076	0.79%

	Peru	1,941	0.74%
	Mexico	1,892	0.72%
	Egypt	1,607	0.61%
	India	1,566	0.60%
	Hungary	1,481	0.56%
	Italy	1,423	0.54%
	Israel	1,065	0.41%
	Poland	1,061	0.40%
	Bulgaria	848	0.32%
	Ukraine	820	0.31%
	Morocco	772	0.29%
	Tunisia	737	0.28%
	Colombia	726	0.28%
	Myanmar	714	0.27%
	Algeria	713	0.27%
	Puerto Rico	697	0.27%
	Brunei Darussalam	667	0.25%
	Brazil	602	0.23%
	Sweden	593	0.23%
	Kazakstan	579	0.22%
	Netherlands	575	0.22%
	Spain	569	0.22%
	Argentina	552	0.21%
	Sri Lanka	495	0.19%
	Nepal	489	0.19%
	Cambodia	477	0.18%
	Lithuania	442	0.17%
	Venezuela	442	0.17%
	Qatar	400	0.15%
	Pakistan	354	0.13%
	Jordan	312	0.12%
	Portugal	298	0.11%
	Ecuador	291	0.11%

	New Zealand	281	0.11%
	Iceland	271	0.10%
	Moldova, Republic of	268	0.10%
	Azerbaijan	240	0.09%
	Kuwait	232	0.09%
	Mongolia	230	0.09%
	Croatia	222	0.08%
	Greece	207	0.08%
	Panama	202	0.08%
	Macau	195	0.07%
	Malta	195	0.07%
	Albania	189	0.07%
	Mauritius	181	0.07%
	Austria	179	0.07%
	Finland	169	0.06%
	Czech Republic	165	0.06%
	Denmark	158	0.06%
	Bolivia	156	0.06%
	Armenia	155	0.06%
	Belarus	155	0.06%
	Slovenia	149	0.06%
	Ghana	141	0.05%
	Trinidad and Tobago	140	0.05%
	Serbia	109	0.04%
	Belgium	106	0.04%
	Slovakia	106	0.04%
	Switzerland	101	0.04%
	Guatemala	93	0.04%
	Yemen	93	0.04%
	Maldives	89	0.03%
	Bosnia and Herzegovina	88	0.03%
	Oman	86	0.03%

	Costa Rica	80	0.03%
	El Salvador	77	0.03%
	Latvia	75	0.03%
	Georgia	72	0.03%
	Libyan Arab Jamahiriya	60	0.02%
	Bahrain	59	0.02%
	Dominican Republic	59	0.02%
	Jamaica	56	0.02%
	Paraguay	56	0.02%
	Lao People's Democratic Republic	54	0.02%